



US00D416243S

# United States Patent [19]

[11] **Patent Number: Des. 416,243**

**Wells et al.**

[45] **Date of Patent: \*\* Nov. 9, 1999**

[54] **COMPUTER KEYBOARD**

[75] Inventors: **Emily J. Wells; Anton R. Poole**, both of Dakota Dunes, S. Dak.; **Keith A. Kozak; Charles T. Dammon**, both of Sioux City, Iowa; **Brian A. Bennett**, Smithland, Iowa

[73] Assignee: **Gateway 2000, Inc.**, North Sioux City, S. Dak.

[\*\*] Term: **14 Years**

[21] Appl. No.: **29/076,271**

[22] Filed: **Aug. 18, 1997**

[51] **LOC (6) Cl.** ..... **14-02**

[52] **U.S. Cl.** ..... **D14/115**

[58] **Field of Search** ..... D14/100, 101, D14/106, 115; D18/1, 7; 178/17 A, 17 C; 200/5 A, 5 R, 6 A, 6 R; 345/167, 168, 160, 161; 341/22, 23; 364/708.1; 400/484, 485, 486

[56] **References Cited**

**U.S. PATENT DOCUMENTS**

D. 361,761 8/1995 Barry et al. .... D14/115  
*Primary Examiner*—Freda Nunn  
*Attorney, Agent, or Firm*—Schwegman, Lundberg, Woessner & Kluth P.A.; Anthony Claiborne

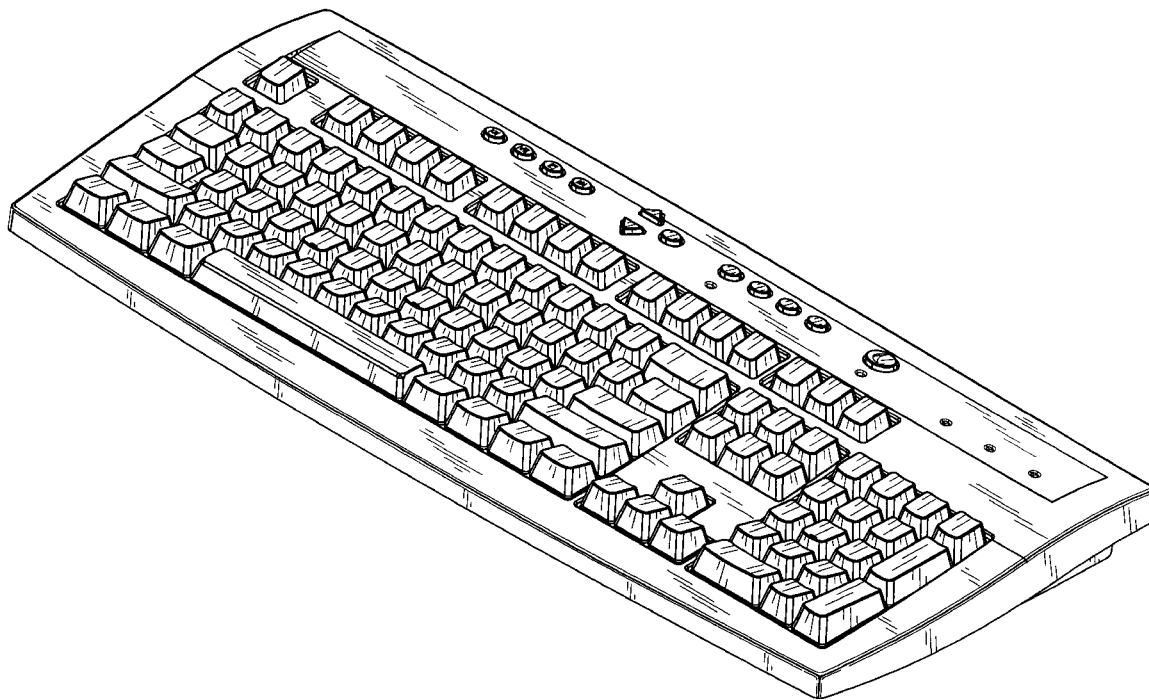
[57] **CLAIM**

The ornamental design for a computer keyboard, as shown and described.

**DESCRIPTION**

FIG. 1 is a front right isometric view of a computer keyboard incorporating the new design;  
FIG. 2 is a left side elevation the computer keyboard of FIG. 1;  
FIG. 3 is a rear elevation of the computer keyboard of FIG. 1; and,  
FIG. 4 is a bottom plan of the computer keyboard of FIG. 1.

**1 Claim, 3 Drawing Sheets**



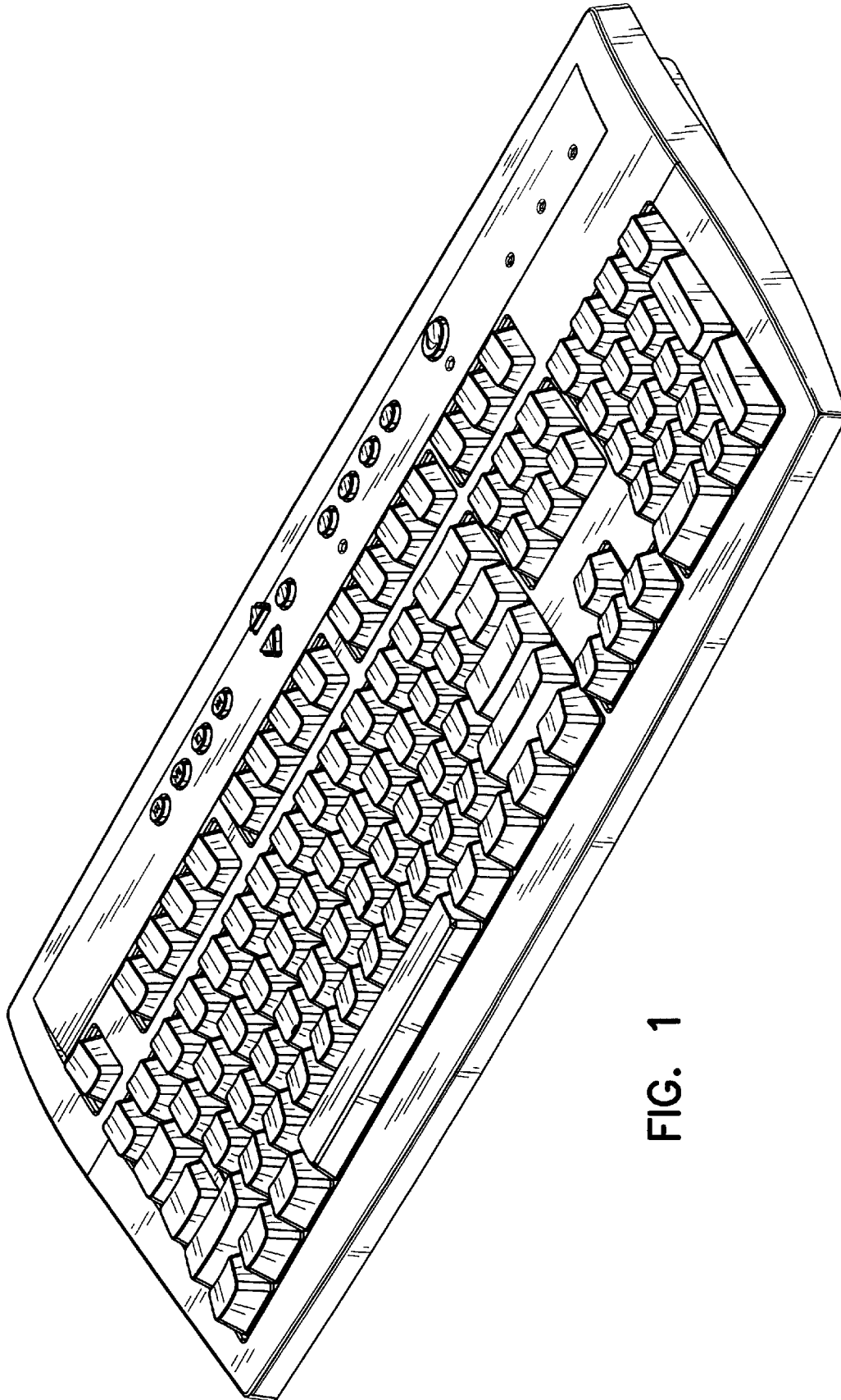


FIG. 1

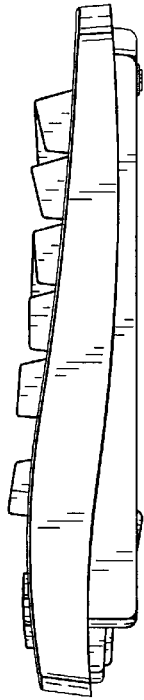


FIG. 2

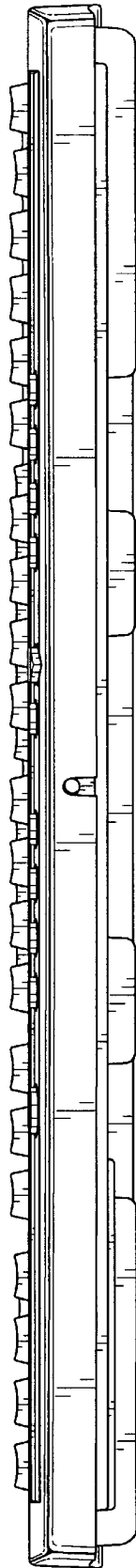


FIG. 3

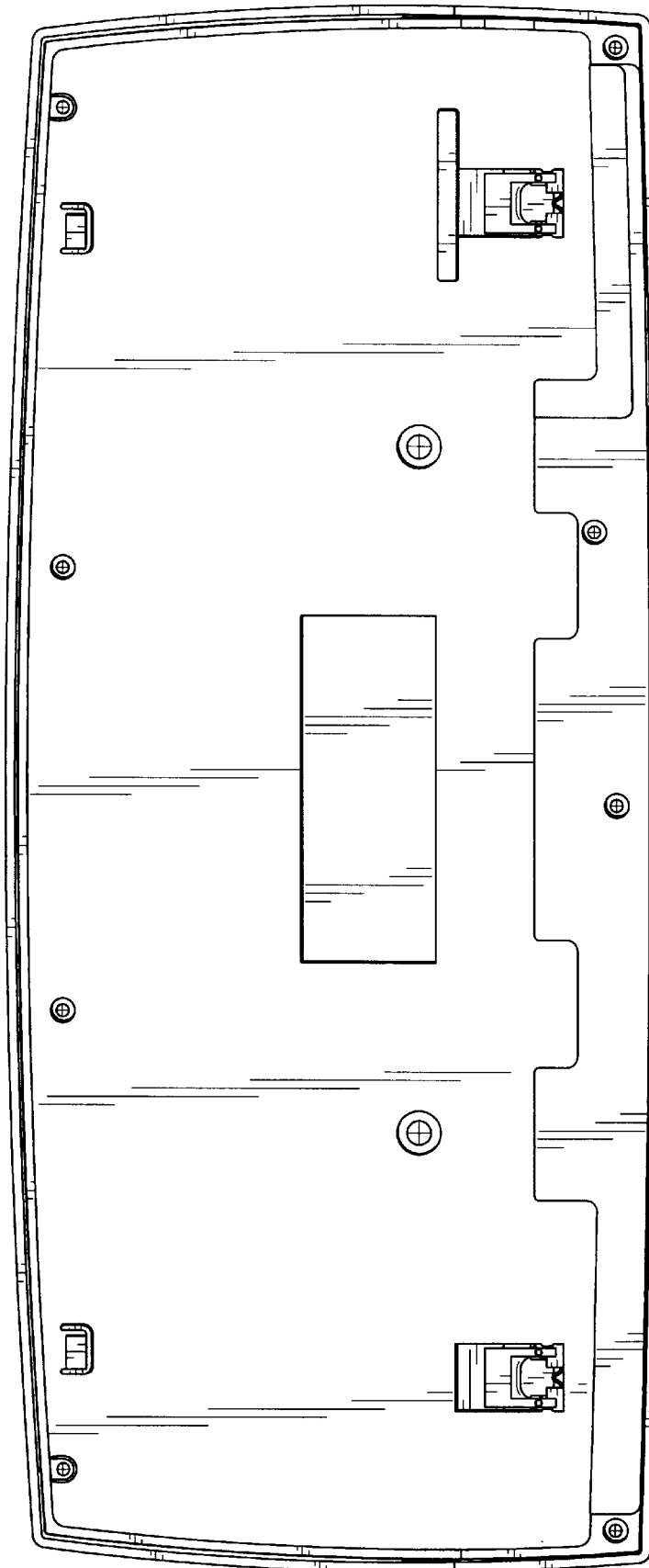


FIG. 4